

STRONGER, TOGETHER

 **NINLARO**[®]
(ixazomib) capsules
4mg | 3mg | 2.3mg



NINLARO.COM

NINLARO is a prescription medicine used to treat multiple myeloma in combination with the medicines REVLIMID[®] (lenalidomide) and dexamethasone, in people who have received at least one prior treatment for their multiple myeloma.

NINLARO should **not** be used to treat the following people, unless they are participants in a controlled clinical trial:

- people who are receiving maintenance treatment, **or**
- people who have been newly diagnosed with multiple myeloma.

It is not known if NINLARO is safe and effective in children.

NINLARO may cause serious side effects, including:

Low platelet counts (thrombocytopenia) are common with NINLARO and can sometimes be serious. You may need platelet transfusions if your counts are too low. Tell your healthcare provider if you have any signs of low platelet counts, including bleeding and easy bruising.

Please see additional safety information on pages 30-31.

“ Since diagnosis, my
priorities have changed...
Relationships become the
most important thing. ”

— John, real patient

Benefits

What to Expect

Taking NINLARO

Takeda Oncology Here2Assist™

Living Well With Multiple Myeloma

Caregivers

We are Stronger, Together

Welcome to **Stronger, Together**. We're here to support you with resources, tools, and advice to help you or your loved one get the most out of NINLARO® (ixazomib).

As you may know already, NINLARO is the 1st and only proteasome inhibitor (PI) that extends possibilities with oral, at-home convenience—for people whose multiple myeloma has come back. In fact, a clinical study proved that the NINLARO regimen* helped some patients live longer without their multiple myeloma getting worse.†

Please use this experience guide to help you take greater control of your NINLARO treatment journey. You'll find lots of practical content to answer questions, solve problems, and keep your momentum going, such as:

- **the benefits of NINLARO**
- **what to expect**
- **how to take NINLARO**
- **how to get help paying for NINLARO**
- **living with multiple myeloma**

Thank you for taking part in **Stronger, Together**. We hope you make use of all the resources available in this guide.

*The NINLARO regimen includes NINLARO+REVLIMID® (lenalidomide)+dexamethasone.

†The US Food and Drug Administration (FDA) approved NINLARO based on the results of a clinical study. This study tested the NINLARO regimen (NINLARO+lenalidomide+dexamethasone) compared with a placebo regimen (placebo+lenalidomide+dexamethasone) in 722 people whose multiple myeloma had come back or stopped responding to prior therapy. It measured the length of time a patient lived without their disease getting worse.

Please read the Important Safety Information on pages 30-31 and the Patient Information in the accompanying full Prescribing Information.



Extend the possibilities



You may find it comforting to know that NINLARO can extend possibilities.

In a clinical study with patients whose multiple myeloma had come back or stopped responding to prior therapy, the NINLARO regimen* helped some patients live longer without their multiple myeloma getting worse.†

Please see below for additional study information and check the bottom of page 5 for medical definitions you may not be familiar with.

Progression-free survival (PFS)[§]

Treatment with the NINLARO regimen increased the median^{||} progression-free survival by about 6 months



Overall survival

In this study, the overall survival of patients who received the NINLARO regimen was similar to that of patients who received the placebo regimen.

Fast responses

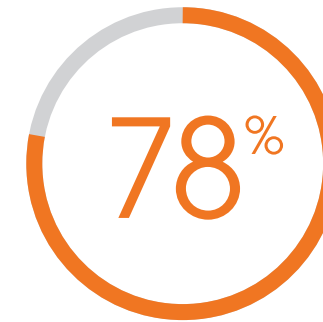
In the NINLARO study, the median time to when patients first experienced a response was about 1 month with the NINLARO regimen compared with about 2 months with the placebo regimen.[¶] It took longer for some patients to see a response.

Stronger responses over time

The same study showed that patients on the NINLARO regimen experienced stronger responses with continued treatment. Responses improved over time for both regimens in the study.

Most had a response

Overall, 78% of people on the NINLARO regimen had a partial response[#] or better (vs 72% with the placebo regimen).



*The NINLARO regimen includes NINLARO+lenalidomide+dexamethasone.

†The US Food and Drug Administration (FDA) approved NINLARO based on the results of a clinical study. This study tested the NINLARO regimen (NINLARO+lenalidomide+dexamethasone) compared with a placebo regimen (placebo+lenalidomide+dexamethasone) in 722 people whose multiple myeloma had come back or stopped responding to prior therapy. It measured the length of time a patient lived without their disease getting worse.

‡The placebo regimen included placebo+lenalidomide+dexamethasone.

§PFS is the length of time during and after treatment that a person lives with multiple myeloma but it does not get worse.

||A median is the middle number in a set of data. In other words, half of the numbers in the group are more than the median and half of the numbers in the group are less than the median.

¶Time to response is the amount of time from when a person starts treatment to when the body responds to treatment.

#A partial response is a 50% or greater decrease in M protein,** also called partial remission.

**M protein is an abnormal protein that can be found in the blood or urine of people with multiple myeloma.

Please read the Important Safety Information on pages 30-31 and the Patient Information in the accompanying full Prescribing Information.

Know the side effects



As with many medications, NINLARO treatment can cause side effects. It's important to know what most common side effects to expect when you or your loved one are on the NINLARO regimen* so you can take steps to manage them with your doctor.

NINLARO may cause serious side effects, including:

- **Low platelet counts (thrombocytopenia)** are common with NINLARO and can sometimes be serious. You may need platelet transfusions if your counts are too low. Tell your healthcare provider if you have any signs of low platelet counts, including bleeding and easy bruising.
- **Stomach and intestinal (gastrointestinal) problems.** Diarrhea, constipation, nausea, and vomiting are common with NINLARO and can sometimes be severe. Call your healthcare provider if you get any of these symptoms and they do not go away during treatment with NINLARO. Your healthcare provider may prescribe medicine to help treat your symptoms.
- **Nerve problems.** Nerve problems are common with NINLARO and may also be severe. Tell your healthcare provider if you get any new or worsening symptoms, including:
 - tingling
 - numbness
 - pain
 - a burning feeling in your feet or hands
 - weakness in your arms or legs

- **Swelling** is common with NINLARO and can sometimes be severe. Tell your healthcare provider if you develop swelling in your arms, hands, legs, ankles, or feet, or if you gain weight from swelling.
- **Skin Reactions.** Rashes are common with NINLARO. NINLARO can cause rashes and other skin reactions that can be serious and can lead to death. Tell your healthcare provider right away if you get a new or worsening rash, severe blistering or peeling of the skin, or mouth sores.
- **Thrombotic microangiopathy (TMA).** This is a condition involving blood clots and injury to small blood vessels that may cause harm to your kidneys, brain, and other organs and may lead to death. Get medical help right away if you get any of the following signs or symptoms during treatment with NINLARO: fever, bruising, nose bleeds, tiredness, decreased urination.
- **Liver problems.** Tell your healthcare provider if you get these signs of a liver problem: yellowing of your skin or the whites of your eyes, pain in your right upper stomach-area.
- **Other common side effects of NINLARO include low white blood cell counts and bronchitis.**

Tell your healthcare provider if you get new or worsening signs or symptoms of the following during treatment with NINLARO:

 - skin rash and pain (shingles) due to reactivation of the chicken pox virus (herpes zoster)
 - blurred vision or other changes in your vision, dry eye, and pink eye (conjunctivitis)

These are not all the possible side effects of NINLARO. Call your healthcare provider for medical advice about side effects.

*The NINLARO regimen includes NINLARO+lenalidomide+dexamethasone.

Please read the Important Safety Information on pages 30-31 and the Patient Information in the accompanying full Prescribing Information.

Take on the side effects



There are steps that you may wish to discuss with your doctor to help manage the most common side effects that you may experience when taking the NINLARO regimen. Working together with your doctor to practice these tips can lead to a more positive treatment experience.

Nausea and Vomiting

- Make sure you let your healthcare team know when you experience nausea or vomiting so they can help you best manage your symptoms
- There are many ways to manage nausea/vomiting, including lifestyle changes such as changing some things you eat or drink. Ask your healthcare team for recommendations
 - Your team may recommend you eat small, frequent meals
- Your healthcare team may also give you a medication to prevent or treat nausea
- Let your healthcare team know if the medicines for nausea/vomiting aren't working. You may have to try a few different medicines to find the one that works best for you

Constipation

- After talking with your healthcare provider, you may be asked to modify your diet to include more liquids or change to certain foods to reduce constipation
- Exercise may also be recommended. Always consult with your healthcare team to learn whether a certain exercise regimen is appropriate for you
- Your healthcare provider may prescribe a laxative or other medicine

Diarrhea

- Ask your healthcare team for specific recommendations for coping with diarrhea
- Your healthcare team may suggest you eat certain foods and make changes to your overall diet to help reduce diarrhea
- You may be advised to drink more fluids to stay hydrated
- Your healthcare provider may give you medicines to reduce the diarrhea

Rash

- It is important to immediately report rash or any skin changes to your healthcare team
- Do not diagnose or treat yourself to avoid making the rash worse



Please read the Important Safety Information on pages 30-31 and the Patient Information in the accompanying full Prescribing Information.

Stay on top of lab tests

“ Don't let this thing define you. ”

— Eddie, real patient

Track (and make sense of) your lab tests

Laboratory tests (labs) play a major role in monitoring treatment progress and side effects. For help familiarizing yourself with the terms and reference ranges for different labs and for tracking labs, download our lab test tracker at www.ninlaro.com/Lab-Test-Tracker.pdf or point your phone's camera at this QR code.



Lab Test Tracker



Please read the Important Safety Information on pages 30-31 and the Patient Information in the accompanying full Prescribing Information.



Know how to take NINLARO



Staying on top of one's dosing regimen is key. The information in this section is based on how NINLARO was approved by the FDA. Please make sure to take the NINLARO regimen as prescribed by your healthcare provider.

Dosing highlights

- **NINLARO is a capsule you take once a week for 3 weeks, followed by 1 week off**
- **NINLARO is taken with 2 other medications, lenalidomide and dexamethasone, in 4-week cycles**
- **Take NINLARO exactly as your healthcare provider tells you to take it. Do not change your dose or stop taking NINLARO without talking to your healthcare provider first**
- **Take NINLARO at least 1 hour before or at least 2 hours after food**
- **On the days that you take both NINLARO and dexamethasone, do not take NINLARO and dexamethasone at the same time. Take dexamethasone with food**


Taking too much NINLARO (overdose) can cause serious side effects, including death. If you take more NINLARO than instructed by your healthcare provider, call your healthcare provider immediately or go to the nearest hospital emergency room right away. Take your medicine pack with you.


To the right is a calendar that represents the approved monthly NINLARO dosing regimen. See inside the pocket of this brochure for a larger, blank calendar you can photocopy and fill in with your doctor to keep track of your monthly regimen.

Please read the Important Safety Information on pages 30-31 and the Patient Information in the accompanying full Prescribing Information.

	DAY 1	DAY 2	DAY 3	DAY 4	DAY 5	DAY 6	DAY 7
WEEK 1	  						
WEEK 2	  						
WEEK 3	  						
WEEK 4		NO DOSE	NO DOSE	NO DOSE	NO DOSE	NO DOSE	NO DOSE

 NINLARO
(4 mg, 3 mg, 2.3 mg)

 Lenalidomide
(25 mg)

 Dexamethasone
(40 mg)

For a printable blank dosing calendar, visit <https://www.ninlaro.com/dosing-calendar.pdf>, or point your cell phone's camera at this QR code.




NINLARO Dosing Calendar





Important things to know when taking NINLARO

- Store in original packaging at room temperature. Remove capsule just before taking. Do not use pill containers
- Swallow capsule whole, with water; do not crush or chew
- If a capsule breaks and you get medication on your skin, wash with soap and water
- If you get medication in your eyes, flush your eyes with water
- Take each dose at the same time each day
- NINLARO should be taken at least 1 hour before or at least 2 hours after food
- If you miss a dose, you can take the missed dose as long as the next scheduled one is more than 3 days away
- If you vomit after taking a dose of NINLARO, do not repeat the dose. Instead take your next dose of NINLARO on the next scheduled day and time
- If you take more NINLARO than instructed by your healthcare provider, call your healthcare provider immediately or go to the nearest hospital emergency room right away. Take your medicine pack with you
- For more information about your dosing, speak to your doctor and visit NINLARO.com



Making the most of your doctor visit

Productive communication with your care team is important. For tips visit <https://www.ninlaro.com/NINLARO-Conversation-Starter.pdf> or scan this QR code with your cell phone's camera to download the NINLARO Conversation Starter.

 **NINLARO Conversation Starter** 

Medication-reminder tips

Create a routine

Take medication after a routine activity, such as right after brushing teeth

Set an alarm

Set an alarm on your phone or watch that repeats, for the length of the treatment cycle

Keep it in plain sight

Leave medication in a place that's easy to spot, such as the kitchen counter

Record each dose

Check off each dose in a calendar or notebook

Please read the Important Safety Information on pages 30-31 and the Patient Information in the accompanying full Prescribing Information.

Handle NINLARO safely

“ NINLARO allowed me to better integrate multiple myeloma into my life. ”

— Yelak, real patient

SAFE HANDLING PRECAUTIONS



Do not store above **86°F/30°C**

Store at room temperature (**69°F/21°C**)

Do not freeze (**32°F/0°C**)



Contents of the NINLARO® (ixazomib) capsule can be harmful to your skin and eyes. Capsule should not be crushed, chewed, or opened. If a NINLARO capsule breaks, avoid contact with capsule contents. If skin contact occurs, wash thoroughly with soap and water. If eye contact occurs, flush thoroughly with water.

Safe disposal—Ask your pharmacist or healthcare team how you should dispose of unused NINLARO. **Keep out of the reach of children.**

Please read the Important Safety Information on pages 30-31 and the Patient Information in the accompanying full Prescribing Information.



Open the NINLARO package with confidence



NINLARO comes in a type of package you may not have experience with. This experience guide contains step-by-step instructions for handling your NINLARO package and capsules.



- 1 Before you can open the package, be sure to **push the medication card all the way into the sleeve** to help with the release. Though this image shows the 4 mg dosing strength, NINLARO is also available in 3 mg and 2.3 mg dosing strengths. Note: all dosing strengths are in similar packaging.



- 2 **Press in with your thumb** to release the locking mechanism.

 **Always store NINLARO in its original packaging until it is time to take it.**



- 3 While pressing in with your thumb, **pull out the medication card** using the thumb and index finger of your other hand.



- 4 Gently **push the capsule** through the foil by pressing on the top or bottom of the capsule. Avoid putting direct pressure on the center of the capsule.



- 5 Avoid direct contact with capsule contents. After you take your medication, **wash your hands with soap and water.**

Please read the Important Safety Information on pages 30-31 and the Patient Information in the accompanying full Prescribing Information.

Get help with your coverage, financial and educational resource needs



From finding financial assistance to understanding your disease, Takeda Oncology Here2Assist™ can provide the information you need throughout your treatment.

Takeda Oncology Here2Assist:

Works with your healthcare provider and your insurance company to help you get started on your medication.

- ▶ Identifies available financial assistance that may be right for you
- ▶ May help you get started on treatment if there is a delay in insurance coverage determination
- ▶ Connects you to additional support services and resources
- ▶ Identifies specialty pharmacies to help fill and ship your prescriptions appropriately
- ▶ Conducts regular follow-up calls with you
- ▶ Sends you status updates and reminders via text message*

*For more information about the Takeda Oncology Co-Pay Assistance Program, visit www.TakedaOncologyCopay.com.

*Patients must enroll in the texting program to receive text messages.

We're here for you.



Daryl
Takeda Oncology
Here2Assist patient



For more information, call to speak with a case manager at 1-844-817-6468, Option 2, or visit www.Here2Assist.com. Let's talk. We're available Monday-Friday, 8 AM-8 PM ET.

*Takeda Oncology Co-Pay Assistance Program Terms and Conditions: This offer cannot be used if you are a beneficiary of, or any part of your prescription is covered or reimbursed by: (1) any federal or state healthcare program (Medicare, Medicaid, TRICARE, Veterans Administration, Department of Defense, etc.), including a state or territory pharmaceutical assistance program, (2) the Medicare Prescription Drug Program (Part D), or if you are currently in the coverage gap, Medicare Advantage Plans, Medicaid Managed Care or Alternative Benefit Plans under the Affordable Care Act, or Medigap, or (3) insurance that is paying the entire cost of the prescription. Patients must be at least 18 years old.

You must meet Eligibility Requirements. You agree to report your use of this offer to any third party that reimburses you or pays for any part of the prescription price. Use of this offer is confirmation that you are permitted, under the terms and conditions of the health benefit plan(s) covering your prescription, to take advantage of co-pay assistance programs. You additionally agree that you will not submit the cost of any portion of the product dispensed pursuant to this offer to a federal or state healthcare program (Medicare, Medicaid, TRICARE, Veterans Administration, Department of Defense, etc.), for purposes of counting it toward your out-of-pocket expenses, and to notify Takeda Oncology Here2Assist if you become eligible for a federal or state healthcare program. This assistance program covers out-of-pocket expenses greater than \$0 per monthly prescription. Maximum \$25,000 annually. Your co-pay card can be renewed every 12 months, subject to continued eligibility. This offer is not valid with any other program, discount, or offer involving your prescribed Takeda Oncology medication. This offer may be rescinded, revoked, or amended without notice. No reproductions. This offer is void where prohibited by law, taxed, or restricted. Limit one offer per purchase. Cash value of 1/100 of 1¢. For questions about this offer, please contact the Takeda Oncology Co-Pay Assistance Program, a patient support service of Takeda Oncology Here2Assist, at 1-844-817-6468, Option 2, Monday-Friday, 8 AM-8 PM ET.

Please read the Important Safety Information on pages 30-31 and the Patient Information in the accompanying full Prescribing Information.

Live well with multiple myeloma



Practice good nutrition

Maintaining healthy eating and drinking habits are an important part of multiple myeloma self-care. Below are some tips that may help you optimize your nutrition. Make sure to work with your care team to formulate a nutrition plan that is best for you.

- Eat small and frequent meals throughout the day. This can help your body get enough calories and nutrients without making you feel nauseous
- Stay away from spicy or fried foods that might upset your stomach
- Choose blander foods with milder odors, like white toast, yogurt, and clear broth
- Work in high protein foods to help your body's cells, tissues, and immune system recover
- Include carbohydrates to maintain a good energy level
- Add a variety of fruits and vegetables each day
- Eat healthy fats, like avocado, nuts, or olive oil
- Limit added sugars
- Drink plenty of water and avoid too much caffeine
- Since multiple myeloma can make your immune system weaker, you'll need to avoid any foods that could make you sick, such as raw meat or fish, runny eggs, unpasteurized drinks, sushi, and unwashed fruits and vegetables

Try to relieve stress

It's normal to feel stress while undergoing treatment for multiple myeloma. Managing stress with multiple myeloma can be challenging, but there are steps you can take to feel more relaxed:

- Talk to a professional counselor
- Ask your doctor if antianxiety or antidepressant medication is right for you
- Talk to your close friends and family about your stress. You may find it easier to face challenges together
- Take some time each day to relax and unload stress
- Meditate. There are many smartphone apps that offer guided meditations
- Follow an exercise plan with your doctor's guidance. Low- to moderate-intensity exercise may boost your mood
- Connect with others to unwind



Please read the Important Safety Information on pages 30-31 and the Patient Information in the accompanying full Prescribing Information.

Continue to connect with us



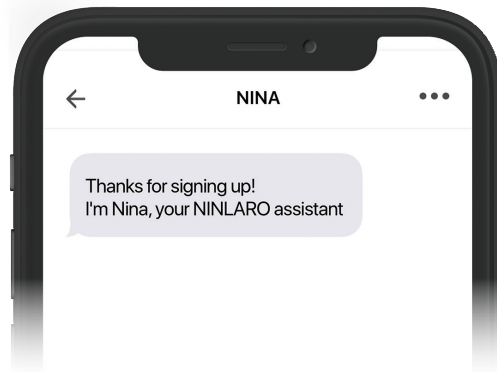
Remember, you are not alone. Be sure to check your email for additional helpful resources from **Stronger, Together**. Additional resources relating to coverage and financial and educational support may be available through the **Takeda Oncology Here2Assist™** program, should you choose to enroll. You may also connect with us on the NINLARO Facebook page.

“ I just think we are only given one life, and I try not to live it with fear. ”

— Alan, real patient

You can also register for **Nina**, our **SMS (text-based) Support Assistant**, by scanning your cell phone’s camera over the QR code below.

Once you’ve registered for this service, with a few simple taps, your assistant will be able to help you answer questions about NINLARO and direct you to treatment resources that fit your individual needs.



Discover other multiple myeloma resources

We hope you will use the resources below to find the people, tools, and education that may help enable you to become an active participant in your care. Takeda Oncology is not affiliated with these organizations. By listing these resources, Takeda Oncology is not endorsing any particular service or group and we are not responsible for the content of these sites or services. They are provided here for informational purposes and are not meant to replace your healthcare provider’s medical advice.

CancerCare
www.cancercares.org
1-800-813-HOPE (4673)

Good Days
www.mygooddays.org
1-877-968-7233

HealthWell Foundation
www.healthwellfoundation.org
1-800-675-8416

International Myeloma Foundation
www.myeloma.org
1-800-452-2873

Multiple Myeloma Research Foundation
www.themmr.org
1-203-229-0464

Patient Access Network Foundation
www.panfoundation.org
1-866-316-PANF (7263)

Patient Advocate Foundation
www.patientadvocate.org
1-800-532-5274

www.copays.org
1-866-512-3861

Please read the Important Safety Information on pages 30-31 and the Patient Information in the accompanying full Prescribing Information.



Caregivers need support, too

Being a caregiver has its rewards, but it may feel overwhelming at times. You battle challenges alongside your loved one. You deal with the same uncertainties. You shoulder a great deal of responsibility. Plus, caring for someone with a chronic condition may cause you to deprioritize your own care needs.

Connecting with support communities and learning about others in your situation can help. We hope that you may find the resources listed below helpful in taking steps toward taking care of yourself.

By caring for yourself, you may find you can better meet the challenges of caring for your loved one.

Please read the Important Safety Information on pages 30-31 and the Patient Information in the accompanying full Prescribing Information.



Do something for you



Reach out to caregiver organizations

Takeda Oncology is not affiliated with these organizations. Takeda Oncology is not endorsing any particular service or group and is not responsible for the content of these sites or services. Resources are provided here for informational purposes only and are not intended to replace the medical advice of your healthcare providers. Summaries based on information from organization websites as of November, 2021.

- **Help for Cancer Caregivers (helpforcancercaregivers.org)**
A unique collaboration of organizations with a shared goal of improving the health and well-being of the people who care for people with cancer.
- **American Cancer Society: Caregivers and Family (cancer.org/treatment/caregivers/)**
What to expect if you become a caregiver for a person with cancer, including tips to make sure that you take care of yourself.
- **Caregiver Action Network (caregiveraction.org)**
A nonprofit offering education, peer support, and resources to family caregivers across the country free of charge.
- **Caring Bridge (caringbridge.org)**
A nonprofit providing free websites that connect family and friends and eases the burden of keeping them informed during a serious health event.
- **Family Caregiver Alliance (caregiver.org)**
A nonprofit that addresses the needs of families and friends providing long-term care at home. It now offers programs at national, state, and local levels to support and sustain caregivers.
- **Cancer Support Community (CSC) (cancersupportcommunity.org/mylifeline)**
The CSC is a global, professionally led, nonprofit network developed to connect patients with cancer and their care partners with family and friends, in order to reduce stress and isolation. Patients can create their own website to document their journey, keep everyone up to date, and receive emotional, social, and practical support.

- **Lotsa Helping Hands (lotsahelpinghands.com)**
Lotsa Helping Hands allows participants to create a central place to coordinate meals and help for family and friends in need.
- **Help for Cancer Caregivers (helpforcancercaregivers.org)**
The Help for Cancer Caregivers website provides information, education, and support for cancer care partners. It offers a library of resources to help care partners cope with specific challenges.
- **Leukemia & Lymphoma Society (LLS) (lls.org/support/caregiver-support)**
The LLS provides information, resources, and support services for individuals affected by blood cancers, including leukemia, lymphoma, Hodgkin's disease, and multiple myeloma.

Explore materials you may find helpful

- **Caring for the Caregiver**
This publication from the National Cancer Institute offers ways for a friend or family member to take care of themselves while caring for someone with cancer. It is available as a PDF, for Amazon Kindle, or as an eBook from cancer.gov.
- **When Someone You Love Is Being Treated for Cancer: Support for Caregivers**
This booklet includes practical, coping, and communication tips for friends and family members who are caring for a loved one with cancer. It is available as a PDF, for Amazon Kindle, or as an eBook from cancer.gov.
- **Cancer Support Community - What Do I Tell the Kids?**
If you are a parent or caring for a child and cancer is in your family, this booklet includes ways to talk to children about cancer as well as ways to support your family through this experience. Find it on cancersupportcommunity.org.

Please read the Important Safety Information on pages 30-31 and the Patient Information in the accompanying full Prescribing Information.

Indication and Important Safety Information



Indication and Important Safety Information for NINLARO® (ixazomib)

What is NINLARO?

NINLARO is a prescription medicine used to treat multiple myeloma in combination with the medicines REVLIMID® (lenalidomide) and dexamethasone, in people who have received at least one prior treatment for their multiple myeloma.

NINLARO should **not** be used to treat the following people, unless they are participants in a controlled clinical trial:

- people who are receiving maintenance treatment, **or**
- people who have been newly diagnosed with multiple myeloma.

It is not known if NINLARO is safe and effective in children.

NINLARO may cause serious side effects, including:

- **Low platelet counts (thrombocytopenia)** are common with NINLARO and can sometimes be serious. You may need platelet transfusions if your counts are too low. Tell your healthcare provider if you have any signs of low platelet counts, including bleeding and easy bruising.
- **Stomach and intestinal (gastrointestinal) problems.** Diarrhea, constipation, nausea, and vomiting are common with NINLARO and can sometimes be severe. Call your healthcare provider if you get any of these symptoms and they do not go away during treatment with NINLARO. Your healthcare provider may prescribe medicine to help treat your symptoms.
- **Nerve problems** are common with NINLARO and may also be severe. Tell your healthcare provider if you get any new or worsening symptoms including: tingling, numbness, pain, a burning feeling in your feet or hands, or weakness in your arms or legs.
- **Swelling** is common with NINLARO and can sometimes be severe. Tell your healthcare provider if you develop swelling in your arms, hands, legs, ankles, or feet, or if you gain weight from swelling.
- **Skin Reactions.** Rashes are common with NINLARO. NINLARO can cause rashes and other skin reactions that can be serious and can lead to death. Tell your healthcare provider right away if you get a new or worsening rash, severe blistering or peeling of the skin, or mouth sores.
- **Thrombotic microangiopathy (TMA).** This is a condition involving blood clots and injury to small blood vessels that may cause harm to your kidneys, brain, and other organs, and may lead to death. Get medical help right away if you get any of the following signs or symptoms during treatment with NINLARO: fever, bruising, nose bleeds, tiredness, or decreased urination.
- **Liver problems.** Tell your healthcare provider if you get these signs of a liver problem: yellowing of your skin or the whites of your eyes; pain in your right upper-stomach area.

Other common side effects of NINLARO include low white blood cell counts and bronchitis.

Tell your healthcare provider if you get new or worsening signs or symptoms of the following during treatment with NINLARO:

- skin rash and pain (shingles) due to reactivation of the chicken pox virus (herpes zoster)
- blurred vision or other changes in your vision, dry eye, and pink eye (conjunctivitis)

These are not all the possible side effects of NINLARO. Talk to your healthcare provider for medical advice about side effects. **You may report side effects to Takeda at 1-844-217-6468 or FDA at 1-800-FDA-1088.**

Before taking NINLARO, tell your healthcare provider about all your medical conditions, including if you:

- have liver problems.
- have kidney problems or are on dialysis.
- are pregnant or plan to become pregnant. NINLARO can harm your unborn baby.

Females who are able to become pregnant:

- o Avoid becoming pregnant during treatment with NINLARO.
- o Your healthcare provider will do a pregnancy test before you start treatment with NINLARO.
- o You should use effective non-hormonal birth control during treatment and for 90 days after your last dose of NINLARO. If using hormonal contraceptives (for example, birth control pills), you should also use an additional barrier method of contraception (for example, diaphragm or condom). Talk to your healthcare provider about birth control methods that may be right for you during this time.
- o Tell your healthcare provider right away if you become pregnant or think you may be pregnant during treatment with NINLARO.

Males with female partners who are able to become pregnant:

- o You should use effective birth control during treatment and for 90 days after your last dose of NINLARO.
- o Tell your healthcare provider right away if your partner becomes pregnant or thinks she may be pregnant while you are being treated with NINLARO.
- are breastfeeding or plan to breastfeed. It is not known if NINLARO passes into breast milk, if it affects an infant who is breastfed, or breast milk production. Do not breastfeed during treatment with NINLARO and for 90 days after your last dose of NINLARO.

Taking too much NINLARO (overdose) can cause serious side effects, including death. If you take more NINLARO than instructed by your healthcare provider, call your healthcare provider right away or go to the nearest hospital emergency room right away. Take your medicine pack with you.

Tell your healthcare provider about all the medicines you take, including prescription and over-the-counter medicines, vitamins, and herbal supplements or before starting any new medicines. Talk to your healthcare provider before starting any new medicines during treatment with NINLARO.

Please read the Patient Information in the accompanying full Prescribing Information.

STRONGER, TOGETHER

 **NINLARO**
(ixazomib) capsules
4mg | 3mg | 2.3mg

“ I’m living a pretty
normal life now, which is
pretty amazing. ”

— Alan, real patient

STRONGER, TOGETHER



[NINLARO.com](https://www.ninlaro.com)

 **NINLARO**[®]
(ixazomib) capsules
4mg | 3mg | 2.3mg



[NINLARO.COM](https://www.ninlaro.com)



All trademarks are property of their respective owners.

©2022 Takeda Pharmaceuticals U.S.A., Inc. All rights reserved. 05/22 USO-IXA-0344